

My First Scale Book

for clarinet

by

Sean Osborn

Copyright 2017  Octogram Press

F Major

Beginner

Practice all with slurs, and long tongued notes. Memorize the scale and the arpeggio.

Sean Osborn

Scale

Arpeggio

Musical notation for the F Major scale and arpeggio. The scale is written on a single staff in treble clef with a key signature of one flat (Bb) and a common time signature (C). The notes are: F2, G2, A2, Bb2, C3, D3, E3, F3, G3, A3, Bb3, C4. The arpeggio is written on a single staff in treble clef with a key signature of one flat and a common time signature. The notes are: F2, C3, G3, F3, C4, G3, F3, C3, F2. Fingerings are indicated by numbers 1-5 above the notes.

1

Musical notation for exercise 1, showing the F Major scale with slurs and long tongued notes.

2

Musical notation for exercise 2, showing the F Major scale with slurs and long tongued notes.

*Look ahead.
Think ahead.*

3

Musical notation for exercise 3, showing the F Major scale with slurs and long tongued notes.

4

Musical notation for exercise 4, showing the F Major scale with slurs and long tongued notes.

G Major

Beginner

Practice all with slurs, and long tongued notes. Memorize the scale and the arpeggio.

Sean Osborn

Scale Arpeggio

1

2

*Look ahead.
Think ahead.*

3

4

L R L L/R L/R *sim.*

Break Exercises


Sean Osborn

1



Roll your first finger


2



Roll first finger and thumb, in opposite directions.

3

Repeat each measure until mastered



Keep Right Hand Down (RHD) throughout

C Major

Practice all with slurs, and long tongued notes. Memorize the scale and the arpeggio.

Sean Osborn

Scale Arpeggio



1 Right Hand Down (RHD)



2




*Look ahead.
Think ahead.*

3 Right Hand Down (RHD)



4 *simile*



F Major

Intermediate Beginner

Practice all with slurs, and long tongued notes. Memorize the scale and the arpeggio.

Sean Osborn

Scale



Arpeggio




1



2

practice with both fingering combinations



Thirds



G Major

Intermediate Beginner

Practice all with slurs, and long tongued notes. Memorize the scale and the arpeggio.

Sean Osborn

Scale

L/R R RL/R

Arpeggio

R R

1

R R

2 *practice with both fingering combinations*

R L R R L R L R R

L R L L R L R L L

Thirds

L/R R L/R R

R L/R R L/R R

C Major

Intermediate Beginner

Practice all with slurs, and long tongued notes. Memorize the scale and the arpeggio.

Sean Osborn

Scale

Musical notation for the C major scale, ascending and descending. The ascending scale is marked with 'L/R R' and the descending scale with 'R L/R'. A fermata is placed over the final note of the descending scale.

Arpeggio

Musical notation for the C major arpeggio, ascending and descending. The ascending arpeggio is marked with 'R' and the descending arpeggio with 'R'. A fermata is placed over the final note of the descending arpeggio.

1

Musical notation for exercise 1, a scale starting on G4. It is marked with 'R' at the beginning.

2 *Keep tongue high in mouth "EEE"*

Musical notation for exercise 2, a scale starting on G4. It is marked with 'R' at the end.

Thirds

Musical notation for thirds exercise 1, ascending and descending. The ascending exercise is marked with 'L/R R L/R R' and the descending exercise with 'R L/R'. A fermata is placed over the final note of the descending exercise.

Musical notation for thirds exercise 2, ascending and descending. The ascending exercise is marked with 'R L/R R L/R'.

B-flat Major

Intermediate Beginner

Practice all with slurs, and long tongued notes. Memorize the scale and the arpeggio.

Sean Osborn

Scale

S R S R S

Arpeggio

S

1 **2**

S R R L R

3 *Keep tongue high in mouth "EEE"*

S

Thirds

S S R L R S S

R L R S S

D Major

Intermediate Beginner

Practice all with slurs, and long tongued notes. Memorize the scale and the arpeggio.

Sean Osborn

Scale

L R R L

Arpeggio

(Fingerings are not explicitly shown for the arpeggio)

1 *resonate high D with low Ab key*

(Fingerings are not explicitly shown for exercise 1)

2 *practice with both fingering combinations*

R L R R L R L R R
L R L L R L R L L

Thirds

L R L R

R L R L

Chromatic Scale

Intermediate Beginner

Practice all with slurs, and long tongued notes. Memorize the scale.

Sean Osborn

The musical score consists of three staves of music in treble clef, 4/4 time, with a common key signature of one sharp (F#). The first staff shows the ascending chromatic scale from C4 to C5. The notes are: C4, C#4, D4, D#4, E4, F4, F#4, G4, G#4, A4, A#4, B4, C5. Fingerings are indicated above the notes: L/R, R, L, L, L, S, L/R, R, L. A slur is placed over the first three notes, and another slur is placed over the last three notes. The second staff shows the descending chromatic scale from C5 to C4. The notes are: C5, B4, Bb4, A4, Ab4, G4, Gb4, F4, Fb4, E4, Eb4, D4, C4. Fingerings are indicated above the notes: L, L, L, L, L, L, R, L/R. Slurs are placed over the first three notes and the last three notes. The third staff shows the descending chromatic scale in C minor, from C5 to C4. The notes are: C5, Bb4, Ab4, G4, F4, E4, Eb4, D4, C4. Fingerings are indicated above the notes: S, L, L, R, L/R. Slurs are placed over the first three notes and the last three notes.

A Major

Intermediate Beginner

Practice all with slurs, and long tongued notes. Memorize the scale and the arpeggio.

Sean Osborn

Scale

Musical notation for the A major scale, ascending and descending. The key signature has three sharps (F#, C#, G#). The time signature is common time (C). The ascending scale is marked with 'L R' and the descending scale with 'R L'.

Arpeggio

Musical notation for the A major arpeggio, ascending and descending. The key signature has three sharps (F#, C#, G#). The time signature is common time (C). The ascending arpeggio is marked with 'R' and the descending arpeggio with 'R'.

1

Musical notation for exercise 1, a single-line scale in A major.

2

Musical notation for exercise 2, a single-line scale in A major with slurs and fingering.

Thirds

Musical notation for thirds exercise 1, ascending and descending. The key signature has three sharps (F#, C#, G#). The time signature is common time (C). The ascending thirds are marked with 'L R L R'.

Musical notation for thirds exercise 2, ascending and descending. The key signature has three sharps (F#, C#, G#). The time signature is common time (C). The descending thirds are marked with 'R L R L'.

A-flat Major

Intermediate Beginner

Practice all with slurs, and long tongued notes. Memorize the scale and the arpeggio.

Sean Osborn

Scale

S R L R R L R S

Arpeggio

S L R R L S

1

R R L R L R R L R R R R

2

R R R

Thirds

S S R R L R L R

R L R L R R S S

E Major

Intermediate Beginner

Practice all with slurs, and long tongued notes. Memorize the scale and the arpeggio.

Scale

Sean Osborn

Musical notation for the E major scale, right hand only. The key signature has three sharps (F#, C#, G#) and the time signature is common time (C). The scale is written on a single staff with a treble clef. It starts with a whole note E4, followed by quarter notes F#4, G#4, A4, B4, C5, B4, A4, G#4, F#4, E4. The piece ends with a double bar line and repeat dots.

Arpeggio

Musical notation for the E major arpeggio, left and right hands. The key signature has three sharps (F#, C#, G#) and the time signature is common time (C). The piece is written on a single staff with a treble clef. The left hand (L) plays a whole note E4, and the right hand (R) plays quarter notes G#4, B4, C5, B4, A4, G#4, F#4, E4. The piece ends with a double bar line and repeat dots.

1

Musical notation for the first exercise of the E major scale, right hand only. The key signature has three sharps (F#, C#, G#) and the time signature is common time (C). The scale is written on a single staff with a treble clef. It consists of a single line of quarter notes: E4, F#4, G#4, A4, B4, C5, B4, A4, G#4, F#4, E4. The piece ends with a double bar line and repeat dots.

2

Musical notation for the second exercise of the E major scale, right hand only. The key signature has three sharps (F#, C#, G#) and the time signature is common time (C). The scale is written on a single staff with a treble clef. It consists of a single line of quarter notes: E4, F#4, G#4, A4, B4, C5, B4, A4, G#4, F#4, E4. The piece ends with a double bar line and repeat dots.

Thirds

Musical notation for the E major thirds exercise, right hand only. The key signature has three sharps (F#, C#, G#) and the time signature is common time (C). The piece is written on a single staff with a treble clef. It consists of a single line of quarter notes: E4, G#4, A4, B4, C5, B4, A4, G#4, F#4, E4. The piece ends with a double bar line and repeat dots.

Musical notation for the E major thirds exercise, left hand only. The key signature has three sharps (F#, C#, G#) and the time signature is common time (C). The piece is written on a single staff with a treble clef. It consists of a single line of quarter notes: E4, G#4, A4, B4, C5, B4, A4, G#4, F#4, E4. The piece ends with a double bar line and repeat dots.

D-flat Major

Intermediate Beginner

Practice all with slurs, and long tongued notes. Memorize the scale and the arpeggio.

Scale Sean Osborn

Arpeggio

1 2

3

Thirds

B Major

Intermediate Beginner

Practice all with slurs, and long tongued notes. Memorize the scale and the arpeggio.

Scale

Sean Osborn

Musical notation for the B Major scale, ascending and descending. The key signature has three sharps (F#, C#, G#) and the time signature is common time (C). The ascending scale is marked with a right-hand (R) fingering: 1, 2, 3, 4, 5, 1, 2, 3, 4, 5, 4, 3, 2, 1. The descending scale is marked with a left-hand (L) fingering: 5, 4, 3, 2, 1, 5, 4, 3, 2, 1, 2, 3, 4, 5.

Arpeggio

Musical notation for the B Major arpeggio. The key signature has three sharps (F#, C#, G#) and the time signature is common time (C). The arpeggio is marked with a right-hand (R) fingering: 1, 2, 3, 4, 5, 1, 2, 3, 4, 5, 4, 3, 2, 1.

1

Musical notation for exercise 1, B Major scale. The key signature has three sharps (F#, C#, G#) and the time signature is common time (C). The exercise is marked with a right-hand (R) fingering: 1, 2, 3, 4, 5, 1, 2, 3, 4, 5, 4, 3, 2, 1.

2

Musical notation for exercise 2, B Major scale. The key signature has three sharps (F#, C#, G#) and the time signature is common time (C). The exercise is marked with a right-hand (R) fingering: 1, 2, 3, 4, 5, 1, 2, 3, 4, 5, 4, 3, 2, 1.

Thirds

Musical notation for B Major thirds, ascending and descending. The key signature has three sharps (F#, C#, G#) and the time signature is common time (C). The ascending thirds are marked with a right-hand (R) fingering: 1, 2, 3, 4, 5, 1, 2, 3, 4, 5, 4, 3, 2, 1. The descending thirds are marked with a left-hand (L) fingering: 5, 4, 3, 2, 1, 5, 4, 3, 2, 1, 2, 3, 4, 5.

Musical notation for B Major thirds, ascending and descending. The key signature has three sharps (F#, C#, G#) and the time signature is common time (C). The ascending thirds are marked with a left-hand (L) fingering: 5, 4, 3, 2, 1, 5, 4, 3, 2, 1, 2, 3, 4, 5. The descending thirds are marked with a right-hand (R) fingering: 1, 2, 3, 4, 5, 1, 2, 3, 4, 5, 4, 3, 2, 1.

G-flat/F-sharp Major

Intermediate Beginner

Practice all with slurs, and long tongued notes. Memorize the scale and the arpeggio.

Scale *figure out the best fingerings*

Sean Osborn



Arpeggio



Scale



Arpeggio




Thirds



a minor

Sean Osborn


Natural



Harmonic



Melodic



e minor


Natural



Harmonic




Melodic




d minor


Natural



Harmonic



Melodic



b minor


Natural



Harmonic



Melodic



g minor


Natural



Harmonic



Melodic



f-sharp minor


Natural



Harmonic



Melodic



c minor


Natural



Harmonic



Melodic



c-sharp minor


Natural



Harmonic



Melodic



f minor

Natural

Musical notation for the Natural scale of f minor, showing the sequence of notes across a staff.

Harmonic

Musical notation for the Harmonic scale of f minor, showing the sequence of notes across a staff.

Melodic

Musical notation for the Melodic scale of f minor, showing the sequence of notes across a staff.

Musical notation for the Natural scale of f minor, showing the sequence of notes across a staff.

g- sharp minor

Natural

Musical notation for the Natural scale of g-sharp minor, showing the sequence of notes across a staff.

Harmonic

Musical notation for the Harmonic scale of g-sharp minor, showing the sequence of notes across a staff.

Melodic

Musical notation for the Melodic scale of g-sharp minor, showing the sequence of notes across a staff.

Musical notation for the Natural scale of g-sharp minor, showing the sequence of notes across a staff.

b-flat minor


Natural



Harmonic



Melodic




e-flat minor

Natural



Harmonic



Melodic

